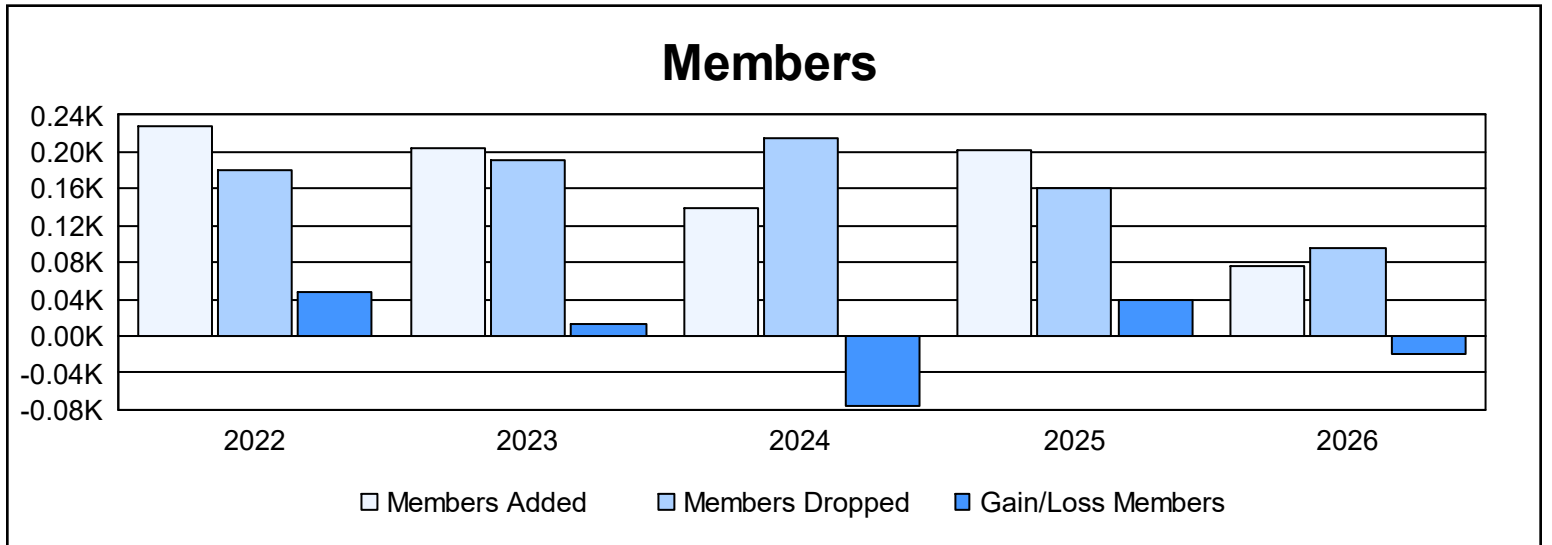
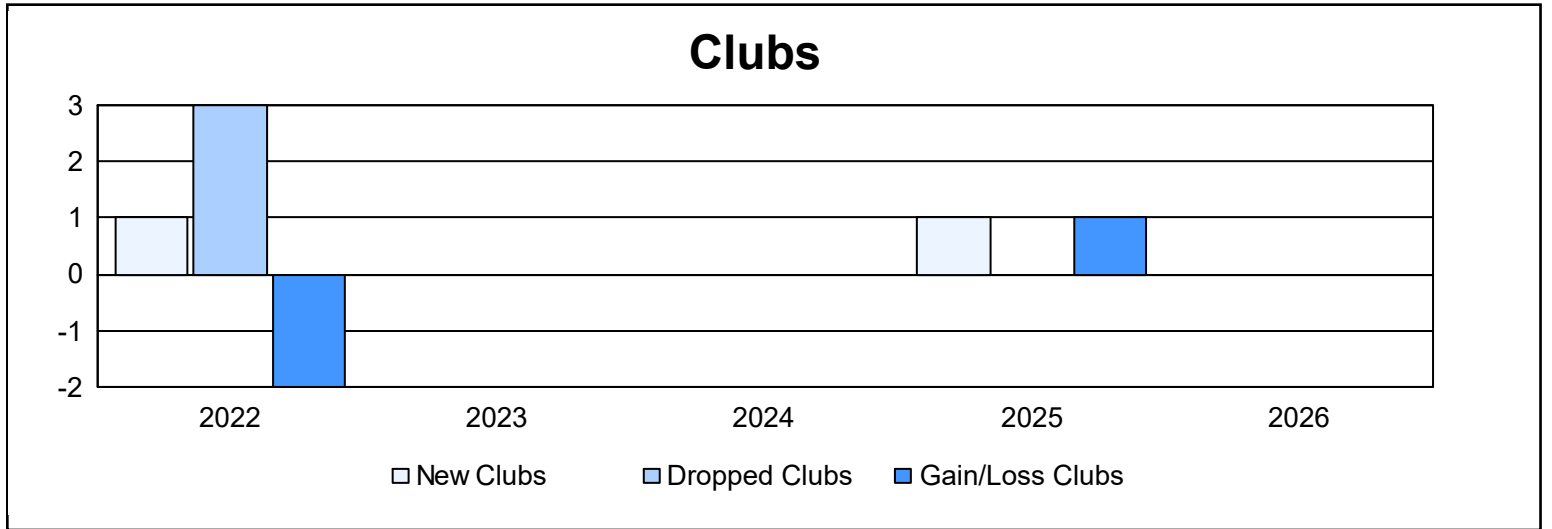
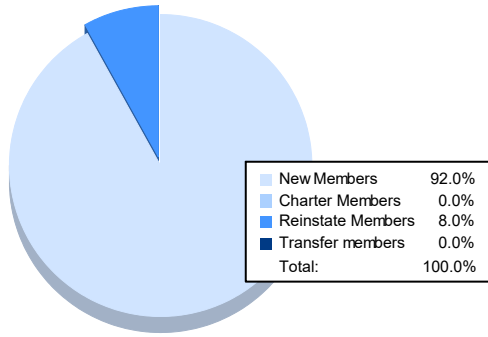


Year	New Clubs	Dropped Clubs	Gain/ Loss Clubs	New Members	Charter Members	Reinstate Members	Transfer Members	Total Member Added	Total Members Dropped	Gain/ Loss Members
2021-2022	1	3	-2	180	35	9	5	229	181	48
2022-2023	0	0	0	148	2	49	6	205	192	13
2023-2024	0	0	0	105	1	20	12	138	214	-76
2024-2025	1	0	1	157	27	16	1	201	161	40
2025-2026	0	0	0	69	0	6	0	75	95	-20
<b>Average</b>	<b>0</b>	<b>1</b>	<b>0</b>	<b>132</b>	<b>13</b>	<b>20</b>	<b>5</b>	<b>170</b>	<b>169</b>	<b>1</b>



### Membership Composition April 2026 Cumulative



### Gender Composition April 2026 Cumulative

